



rchn
community health foundation



THE GROWING IMPORTANCE OF THE COMMUNITY HEALTH CENTER

Introductions:

- Welcome and Introduction to the RCHN Community Health Foundation Webcast Series by:
Feygele Jacobs, MPH, MS
EVP/Chief Operating Officer
RCHN Community Health Foundation



Featured Speaker:

- H. Jack Geiger, MD, MSc
Medical Professor Emeritus
Community Health and Social Medicine
Sophie Davis School of Biomedical Education
The City College of New York



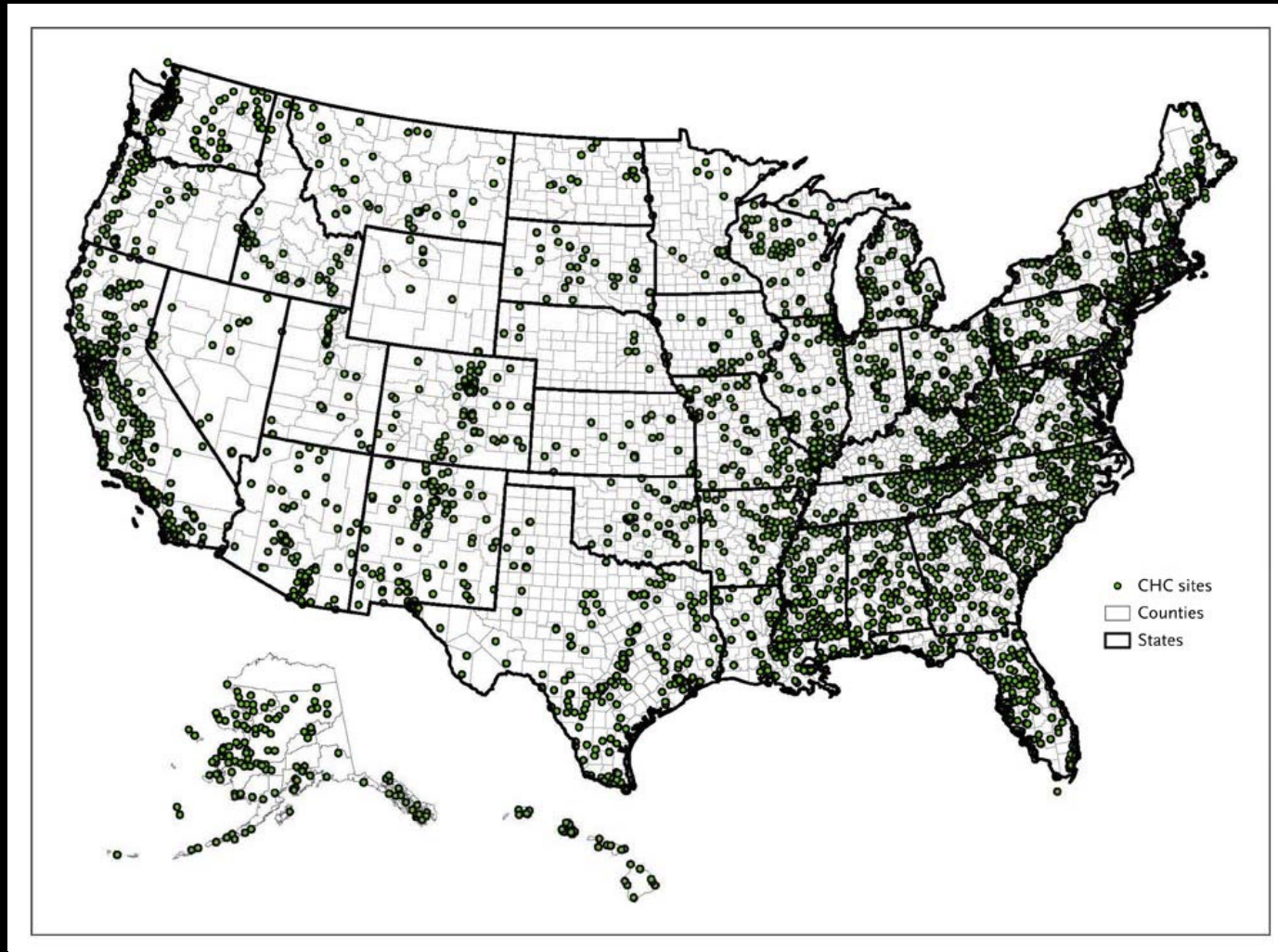
Featured Speaker:



Sara Rosenbaum, JD
Hirsh Professor and Chair
Department of Health Policy
School of Public Health and Health Services
The George Washington University



Nationwide Distribution of Community Health Center Sites, 2008

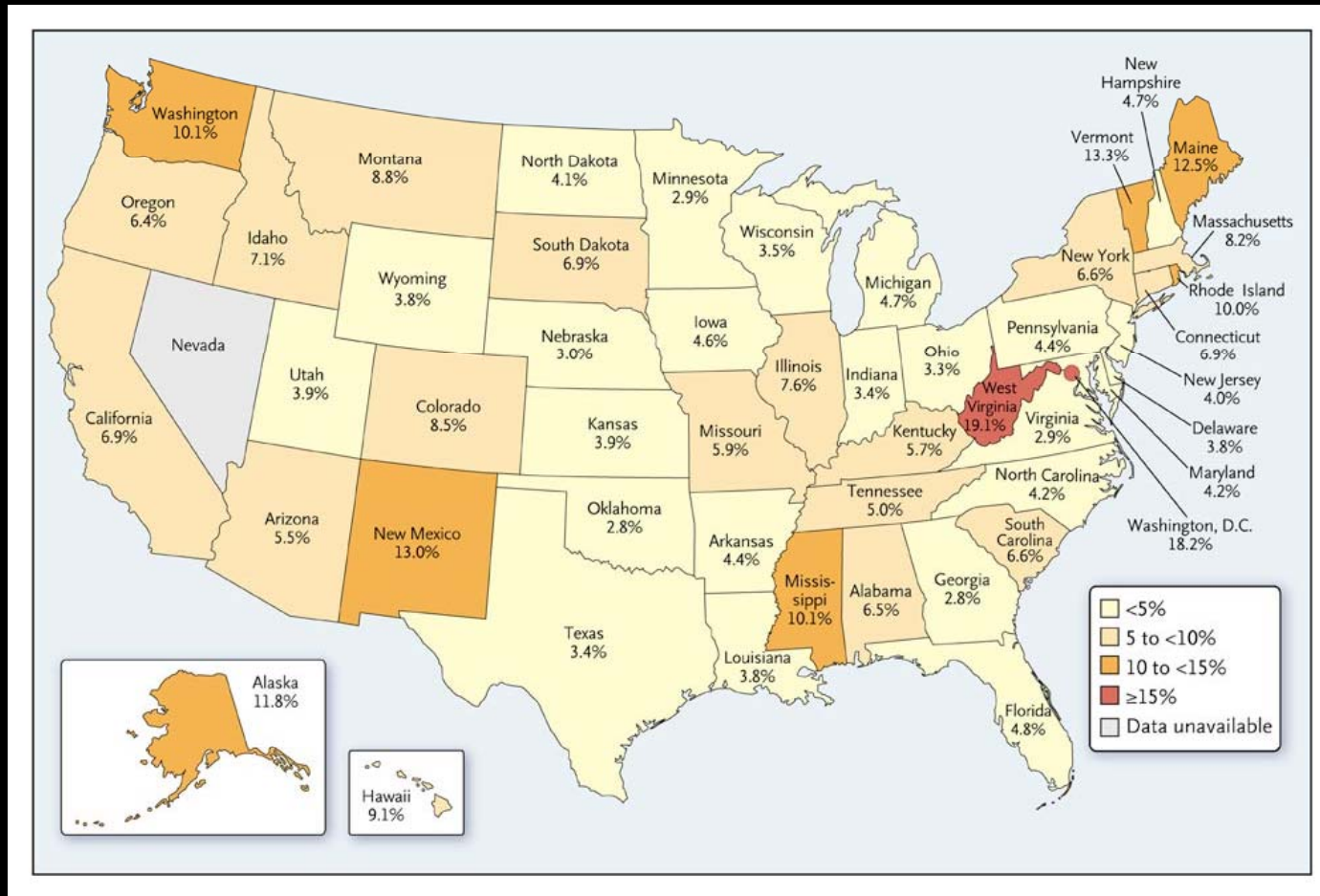


Adashi E et al. N Engl J Med 2010;362:2047-2050



The NEW ENGLAND
JOURNAL of MEDICINE

Percentage of the Population of Each State Served by Community Health Centers, 2008



Adashi E et al. N Engl J Med 2010;362:2047-2050



Key Reforms -- ARRA

- \$2 billion in appropriations for new grantees, new access points, new services
- Eligible for HIT adoption incentives under Medicaid

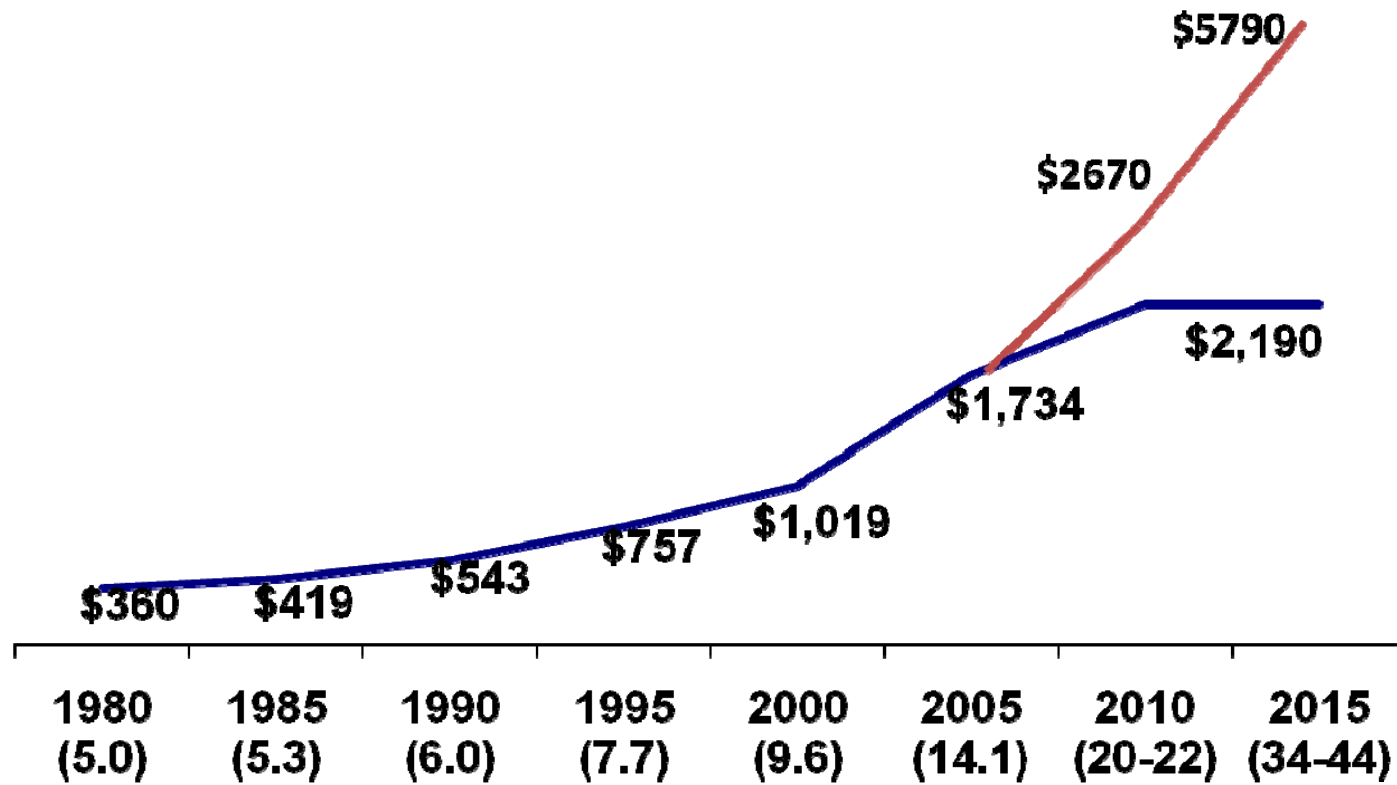
Key Reforms – Affordable Care Act

- Medicaid expansion to 133% FPL (138% with income disregards)
 - FQHC coverage and payment methodology , traditional eligibles
 - FQHC payment methodology, new eligibles
- Medicare revision of FQHC payment methodology and elimination of payment cap
 - Elderly health center patients grew 13 times faster than low income elderly population between 1996 and 2008
- Exchange affordability and cost sharing assistance (legal immigrants)
 - FQHC payment methodology, qualified health plans sold in state exchanges
 - Essential provider status, qualified health plans sold in state exchanges
 - Benefit package for essential benefit plans

Key Reforms – Affordable Care Act

- Health centers permanently authorized
- Health Center Trust Fund
 - Part of the reconciliation amendments to ACA
 - \$11 billion FY 2011-2015, appropriated
- National Health Service Corps Trust Fund
 - \$1.5 billion, FY 2011-2015
- Quality improvement demonstrations
 - Medical homes for persons with chronic illnesses
 - ACOs, potentially building on health center networks
 - Dual enrollee demonstrations and pilots

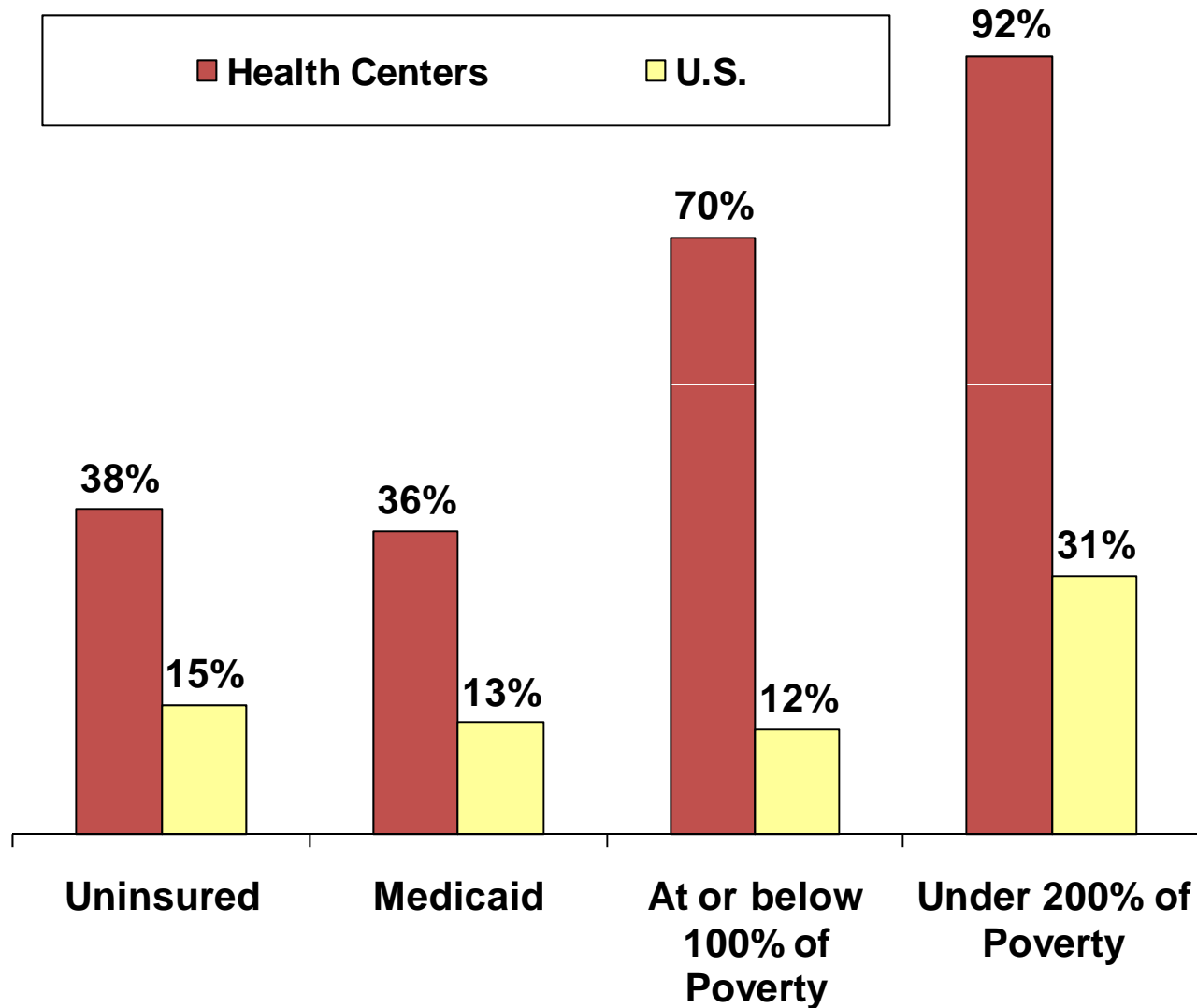
Growth in Health Center Appropriations, 1980 – 2015 (in millions)



No. Patients (m):

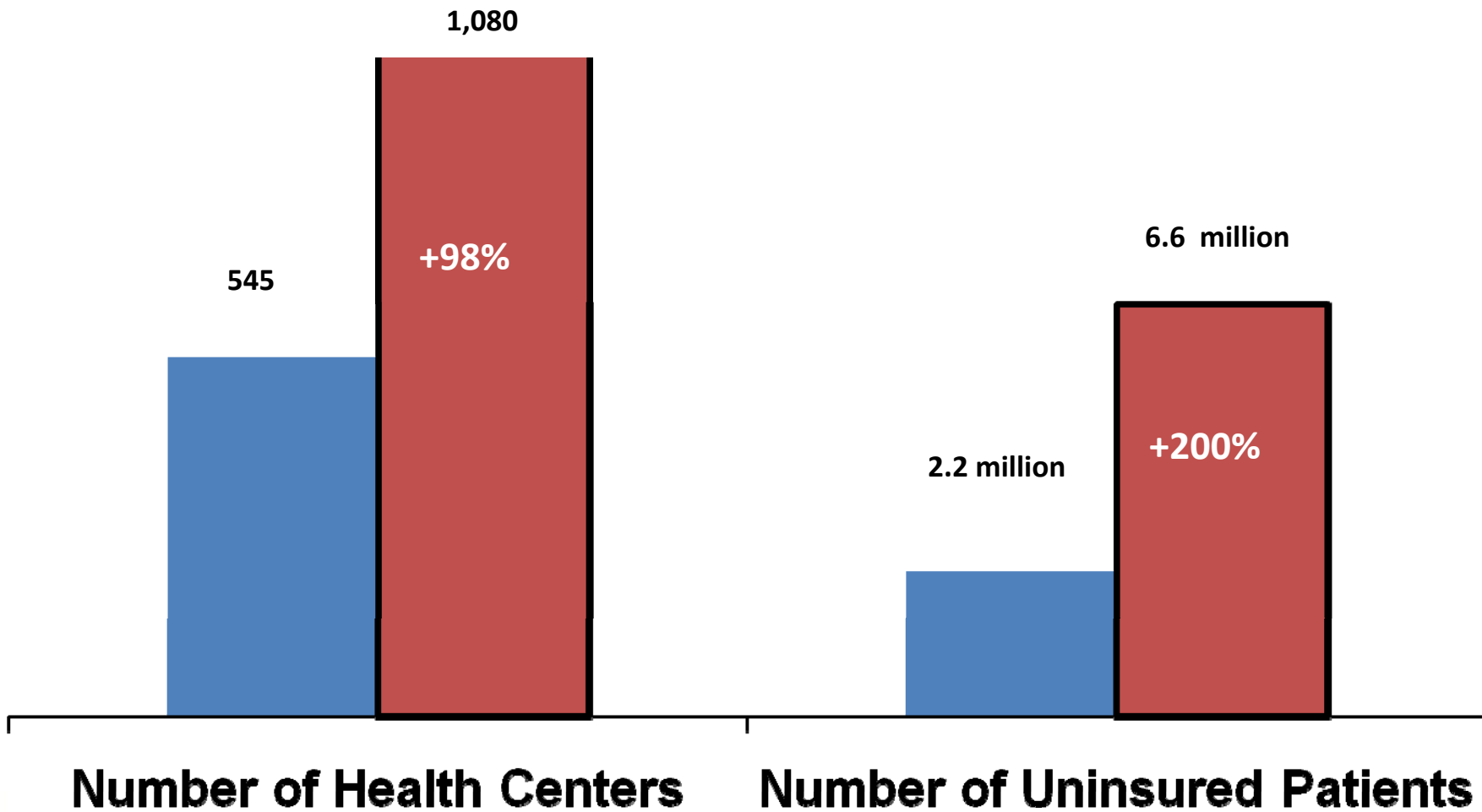
SOURCE: Data from the National Association of Community Health Centers; 2010-2015 patient estimates by authors.

Poverty and Health Insurance Status of Health Center Patients



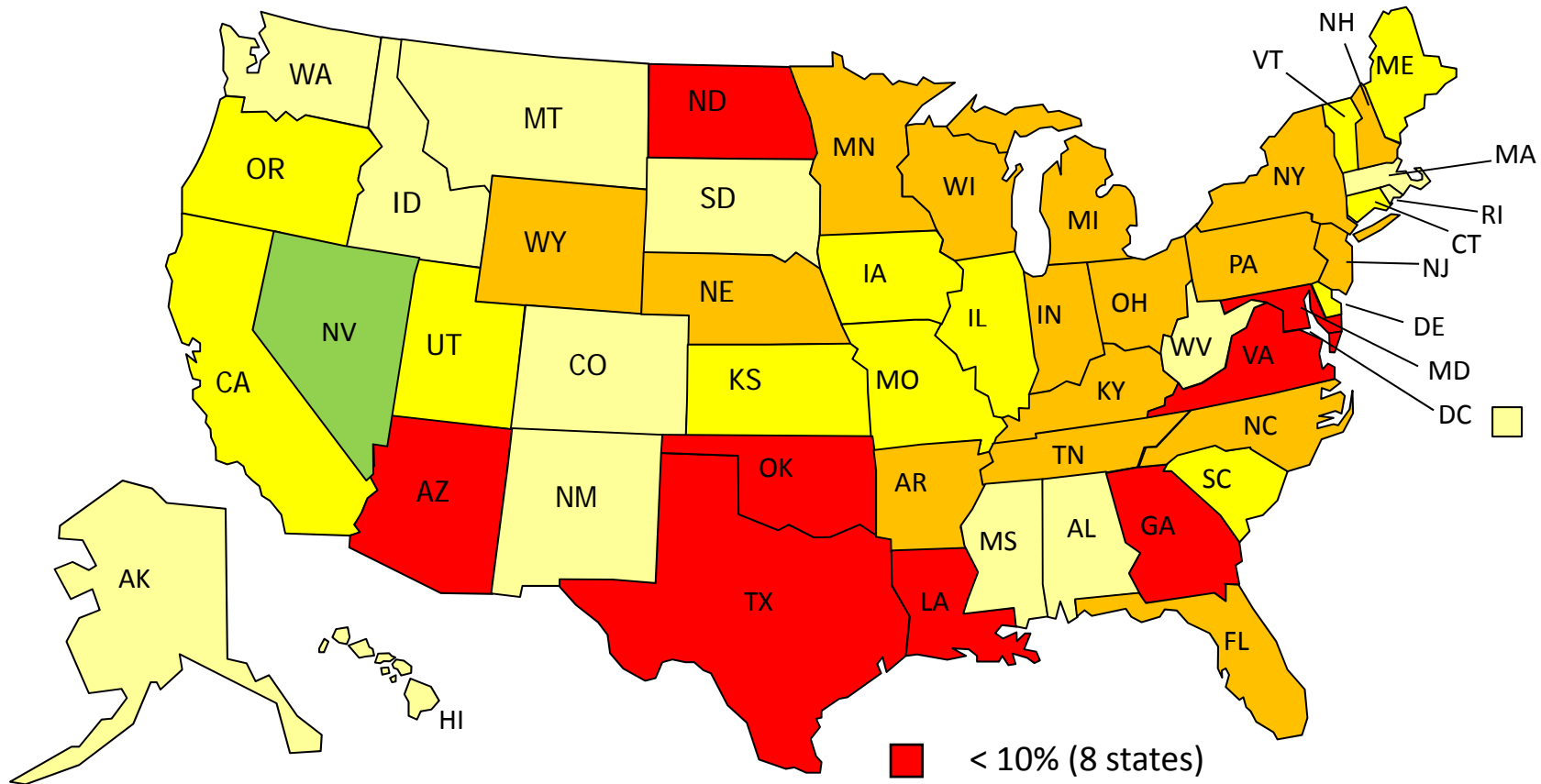
Source: GW Analysis of UDS data, 2008 and Current Population Survey: Census 2008.

Growth in Number of Health Centers and Uninsured Patients, 1990 vs. 2008



SOURCE: 1996-2008 UDS, HRSA; 1990 estimates provided by NACHC.

Percent of Uninsured Residents Served by Health Centers, by State

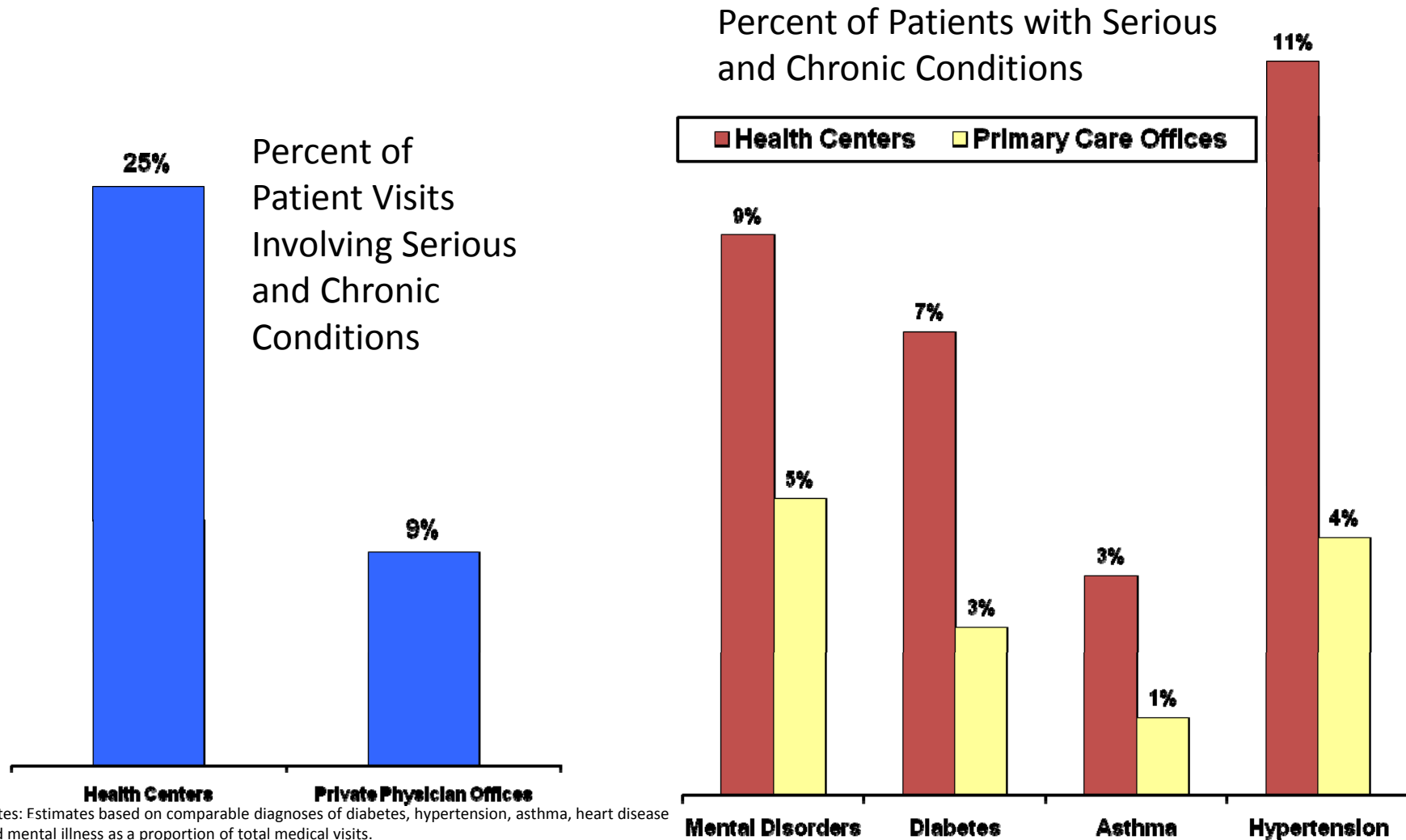


National average: 14.2%

SOURCE: 2008 Uniform Data Systems state data, Health Resources and Services Administration and 2008 data from statehealthfacts.org, Kaiser Family Foundation.

- < 10% (8 states)
- 10.1-15% (16 states)
- 15.1-20% (12 states)
- Over 20% (13 states and DC)
- No data (one state)

Health Center Patients and Visits are Chronic Illness-Related Compared With Office-Based Physicians

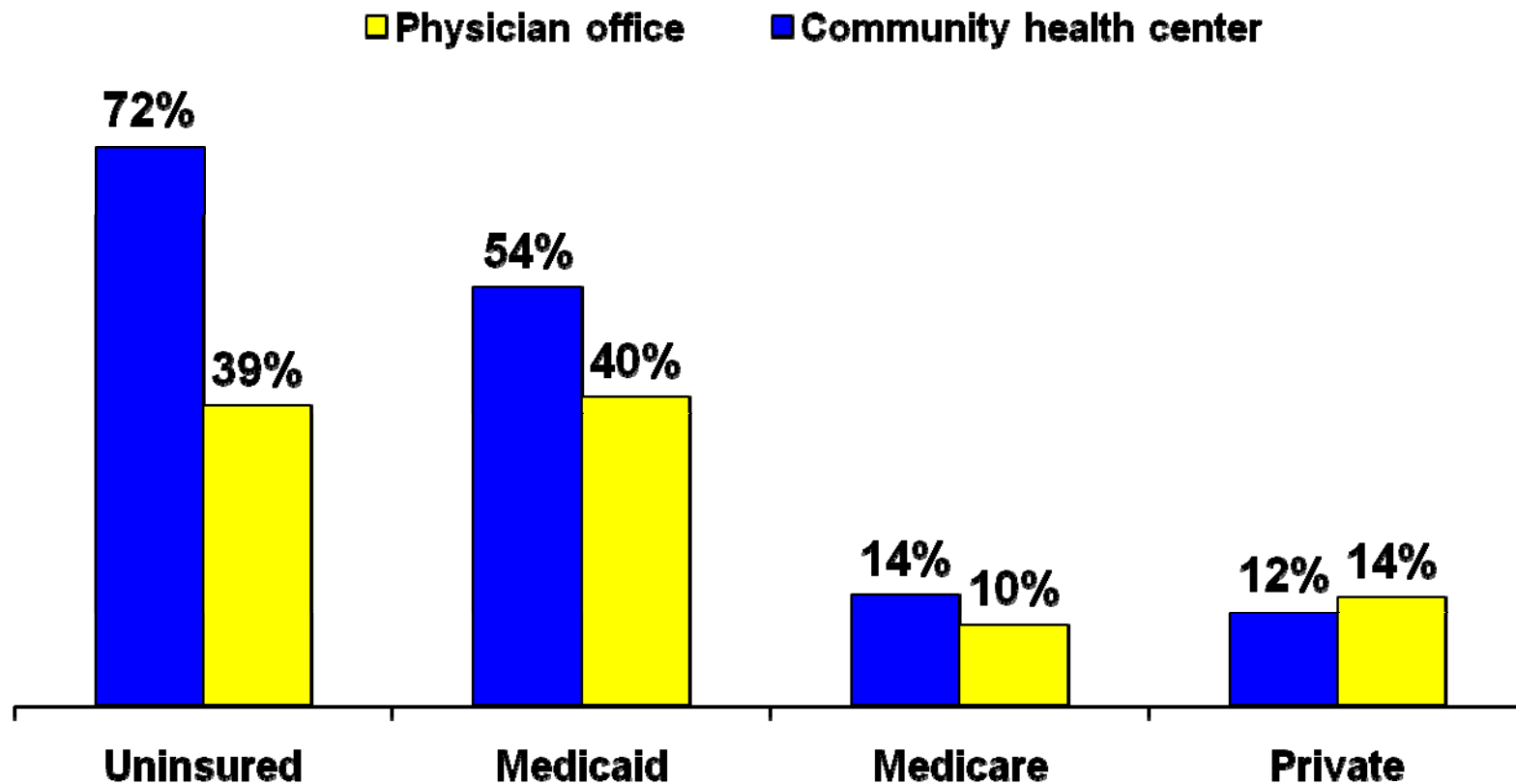


Notes: Estimates based on comparable diagnoses of diabetes, hypertension, asthma, heart disease and mental illness as a proportion of total medical visits.

Source: Burt CW, McCaig L F, Rechtsteiner EA. Ambulatory medical care utilization estimates for 2005. Advance data from vital and health statistics; no 388. Hyattsville, MD: National Center for Health Statistics. 2007. Health center data from 2007 UDS, HRSA.

Source: Private Physicians from 2006 NAMCS (CDC National Center for Health Statistics, 2008). UDS, 2006.

Patient Visits Experiencing Referral Difficulties, by Coverage Source: Health Centers and Physician Practices, 2006



Source: CDC/NCHS, 2006 National Ambulatory Medical Care Survey by Esther Hing and David A. Woodwell, Differences in physician visits at community health centers and physician offices: United States, 2008

Challenges and Opportunities

- Medicaid implementation
 - Driver of health centers
- Exchange implementation
- Enforcement of qualified health plan network and payment rules
- A new Medicare payment methodology
- Ramping up the program
 - 30-40 million served by 2015
 - Workforce challenges
- Shifting patient characteristics
- Clinical and financial integration and network formation
- State implementation of Medicaid HIT incentives



rchn
community health foundation

Thank You

RCHN Community Health Foundation

www.rchnfoundation.org

1633 Broadway, 18th Floor

New York, New York 10019

Phone: (212) 246-1122 ext712

Email: fjacobs@rchnfoundation.org